



District Report Card: 2017


State: Jharkhand	District: Jamtara
Class: 8	Subject: Language
Schools: 49	Students: 1038


Participation/Coverage


Students

<div>GENDER</div> <div></div>	Boys		Girls	
	Number	%	Number	%
	490	47.21	548	52.79

<div>AREA</div> <div></div>	Rural		Urban	
	Number	%	Number	%
	940	90.56	98	9.44

<div>CATEGORY</div> <div></div>	SC		ST		OBC		GEN	
	Number	%	Number	%	Number	%	Number	%
	91	8.77	290	27.94	618	59.54	39	3.76

<div>CWSN</div> <div></div>	LD	VI	HI	S&LD	ID	Oth
	1	1	27	1	0	16

<div>Management</div> <div></div>	Government		Government-aided	
	Number	%	Number	%
	1038	100.00	0	0.00

Average Performance of Students in Language (%)

Overall	Gender		Area		Management		Social Group			
	Male	Female	Rural	Urban	Govt.	Aided	SC	ST	OBC	GEN
58.57	57.80	59.26	57.59	67.96	58.57	0.00	55.97	58.39	58.63	64.96

Performance on Learning Outcomes (LOs)

Learning Outcomes	Description	Average Performance(%)
L813	Read textual/non-textual materials with comprehension and identifies the details, characters, main idea and sequence of ideas and events while reading	58.57

Range of Performance of Students who Answered Correctly							
Below 30%		30% - 50%		50% - 75%		Above 75%	
Number	%	Number	%	Number	%	Number	%
156	15.03	215	20.71	372	35.84	295	28.42

Lowest Performing Learning Outcomes (LOs)

1 - Read textual/non-textual materials with comprehension and identifies the details, characters, main idea and sequence of ideas and events while reading (58.57)